


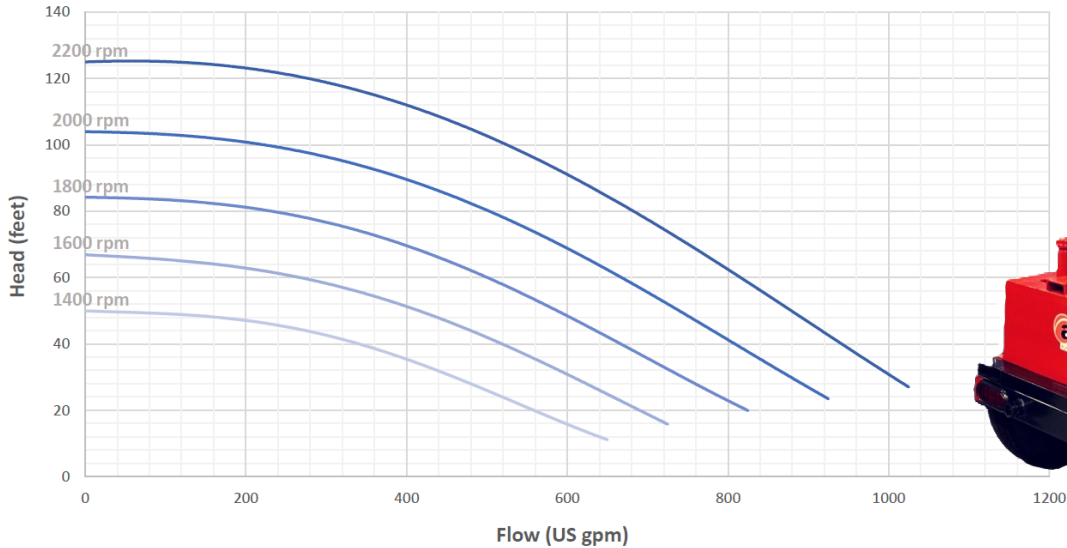


APCD100 Data Sheet

4" x 4" Auto Prime Pump

Pump and parts 100% interchangeable with Godwin's CD100M® model

Performance Curve



General Specifications

Max Flow	1000 gpm
Max Head	125'
Max Solids Handling	2"
Suction x Discharge Size	4" X 4"
Fuel Capacity	20/65 gallons
Impeller Diameter	9.1"
HP @ RPM	40 @ 2200
Interchangeable Godwin Model	CD100M

Options

Engine Make (diesel)
Mounted? **Skid or DOT Trailer**
Silenced? **Sound enclosures dampen to 69dB at 30ft**


Variety of hoses and accessories to choose from.



Please speak to your sales representative about further customization. We'd be happy to assist.

Features

- Automatically primes up to 28' of suction lift from dry
- Liquid bath mechanical seal design allows for dry-running for extended periods of time
- Durably constructed using cast iron and steel
- 1-year limited warranty
- Suitable for many applications. Industries we serve include:



Contact Us

713-690-7575

sales@amcopumps.com

www.amcopumps.com

4849 Cranswick Rd. Houston, TX 77041

A Better Pump, For Less!